

The Final Cartridge III+ manual by EDK and SAM.

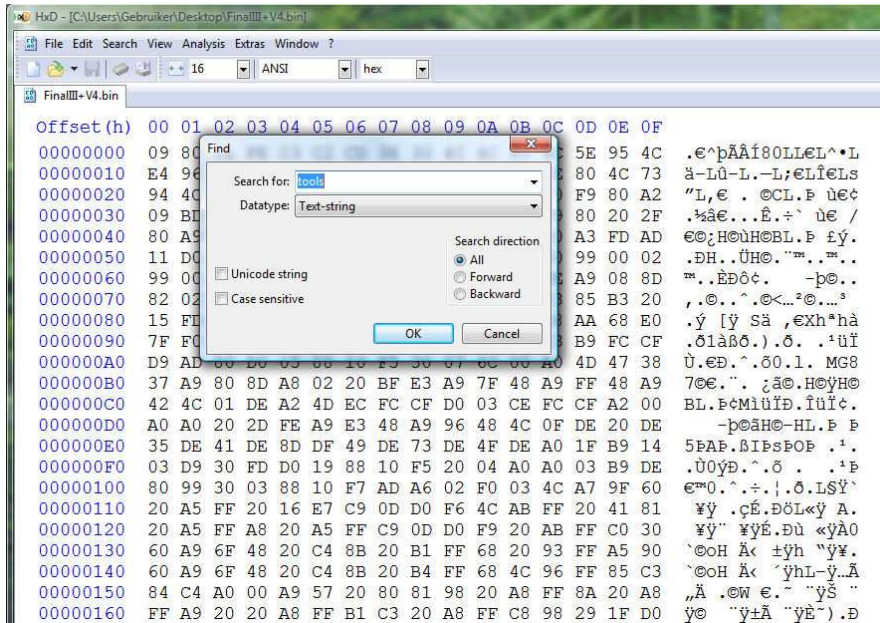
How to change menu text items and tools/programs...

Download the Hex editor HXD in your favorite language here:

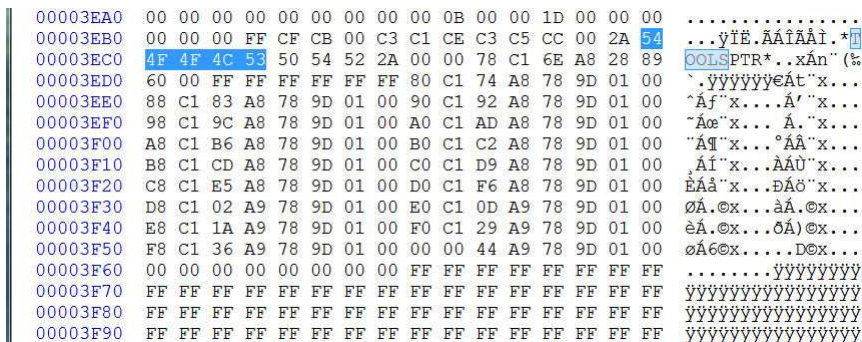
<http://mh-nexus.de/en/downloads.php?product=HxD>

Open the file FinalIII+V4.bin

Do a search for the text-string "tools", choose "All" and press "OK"..



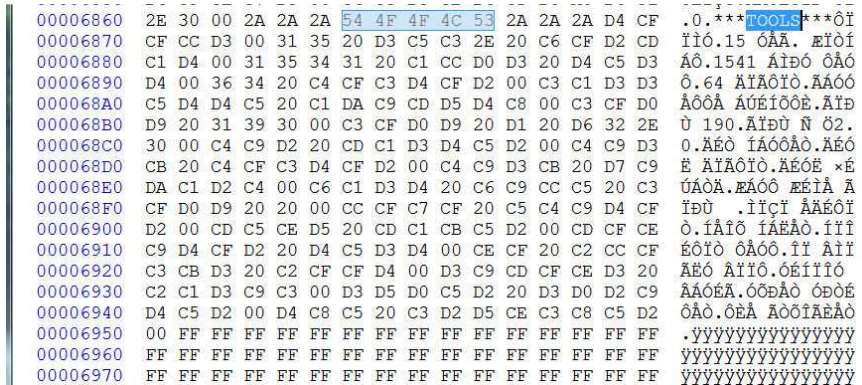
Look what we found here:



This is the table with the pointers to the texts in the "Tools" menu.

We come back to this menu later...

Do a next search by pressing "F3" and you'll see this:



Here you see the text of the menu items in uppercase PETSCII.

So "A"= C1, "B"=C2 and so on..

